

# Anaplan “Home”

Seamless Access To All Your Anaplan Content

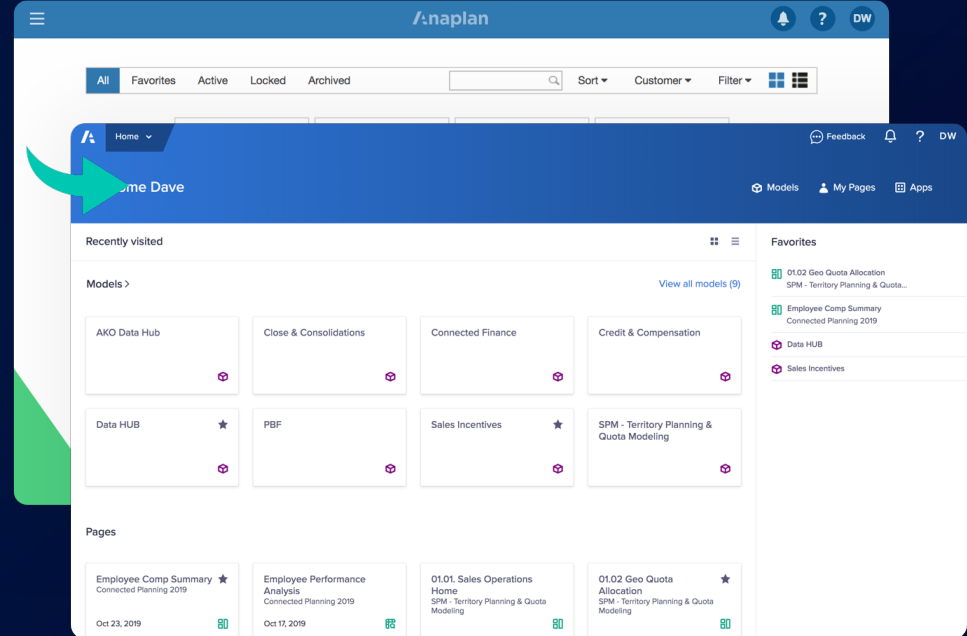
# Anaplan “Home” Overview

Bridging  
both  
worlds

With “Home”, users can access their current Anaplan content (classic models, dashboards) as well as their New UX apps and pages. As the single entry to all things Anaplan, “Home” unifies all Anaplan components into one cohesive experience.

For all  
Anaplan  
users

“Home” is for all Anaplan users and replaces Anaplan “Launchpad” or “Tiles Page”. All users will be able to do what they can with “Launchpad”, and more.



# Personalized, Intuitive & Seamless Experience

## Personalized & Intuitive



- Access all Anaplan content from a single landing page
- Easily search and filter Anaplan content
- Mark items as 'Favorites' and view 'Recently Visited' pages

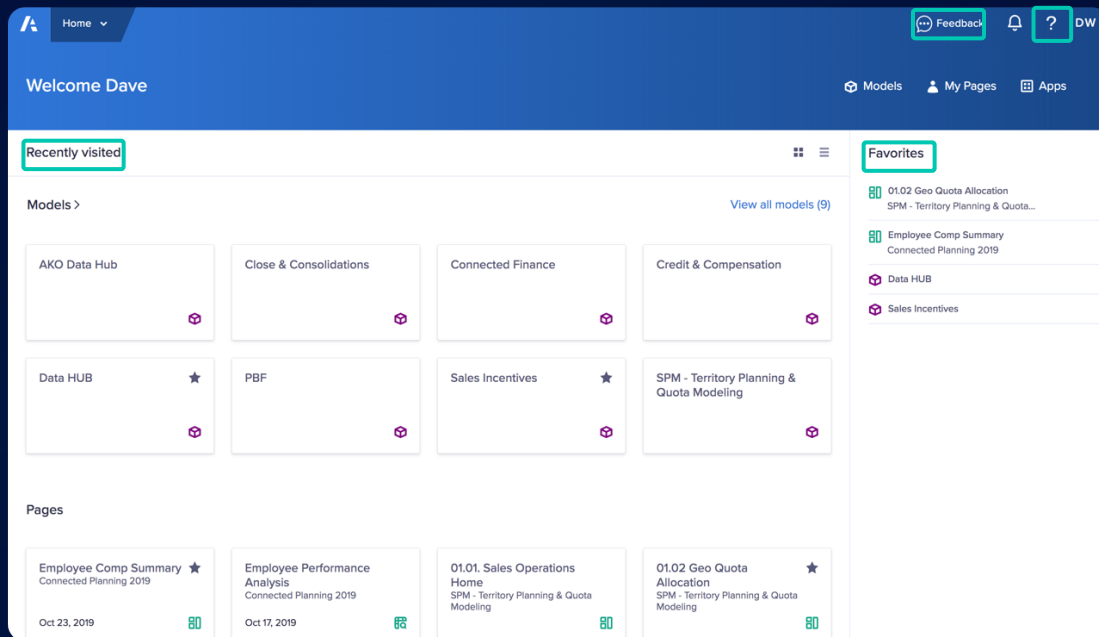
## Seamless



- Modern, consistent look-and-feel of the New UX
- Seamless access to classic models and dashboards as well as to New UX apps and pages
- Seamless navigation between classic and the New UX

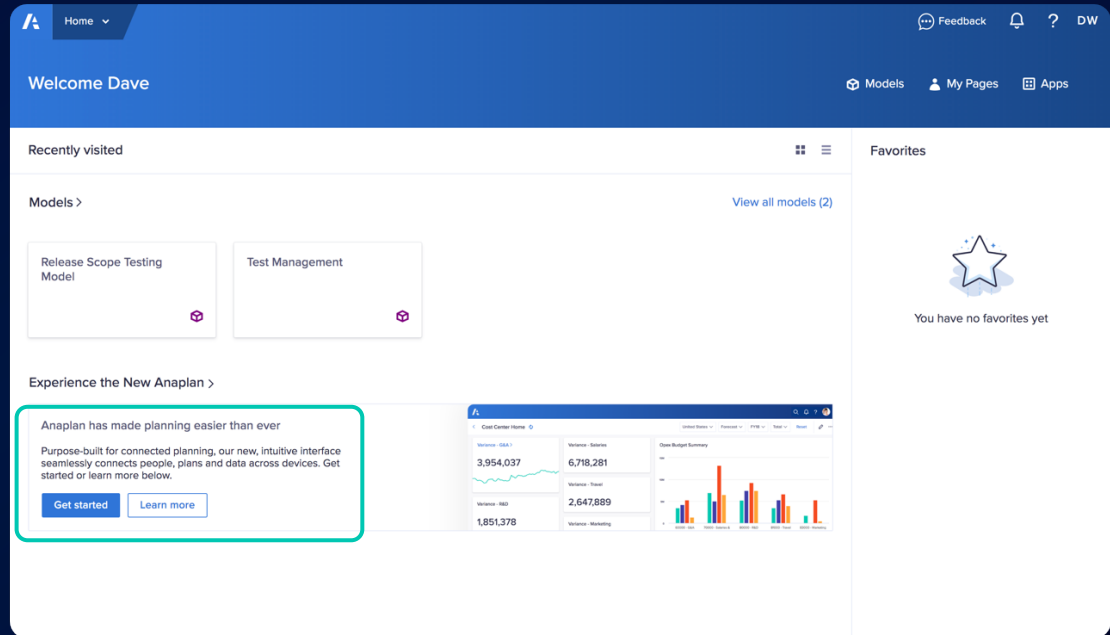
# Personalized & Intuitive

- Responsive layout adjusts to screen sizes
- Prioritizes 'Favorites' and 'Recently Visited' content clearly
- Provide feedback to the Anaplan Team and access help documentation
- Continues to evolve with the new look-and-feel of Anaplan

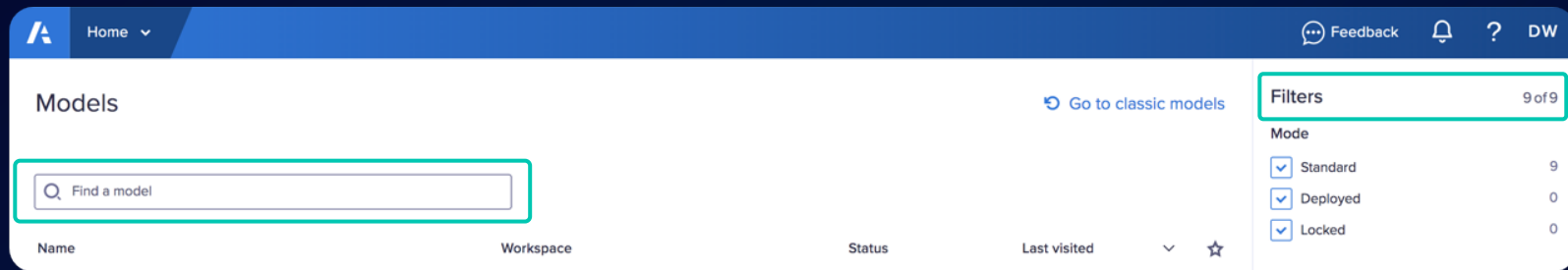


# Personalized & Intuitive: New UX “Explainer”

- Even with no New UX content, users will still see their models featured prominently on “Home”
- A quick New UX “explainer” provides extra context for those who want to explore the New UX

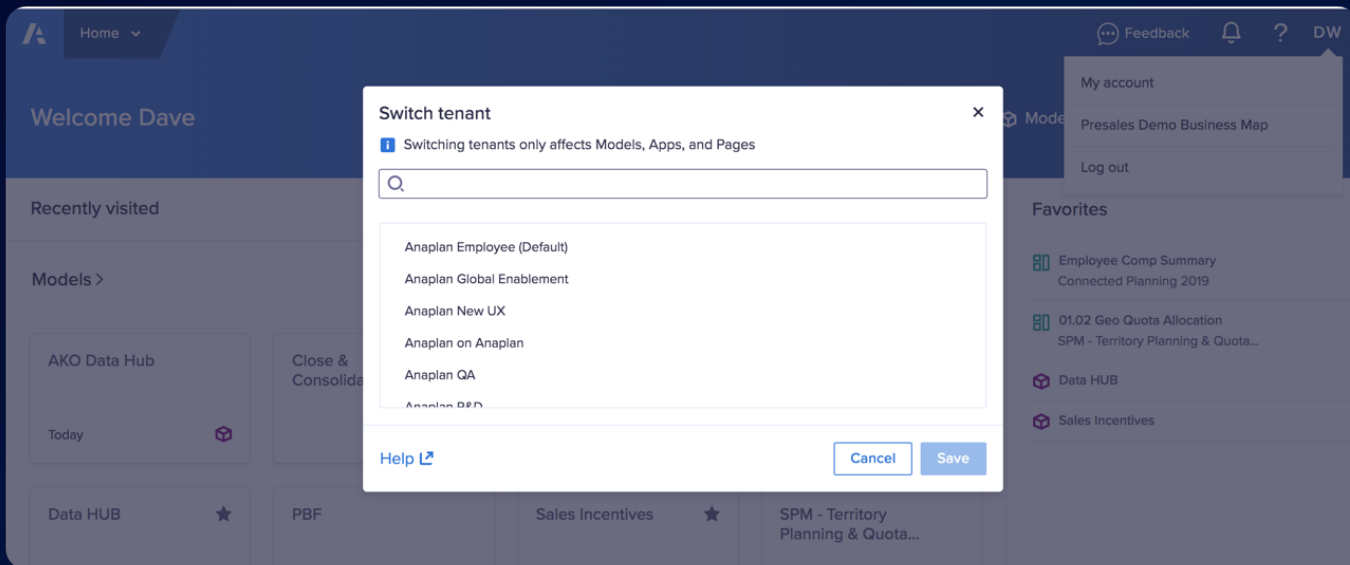


# Seamless



- Model List enables search, sort, filter and mark content as favorites
- My Pages provides access to personalized pages via link in banner (not shown here)
- Tenant Switcher enables quick toggling between tenants (more on next page)

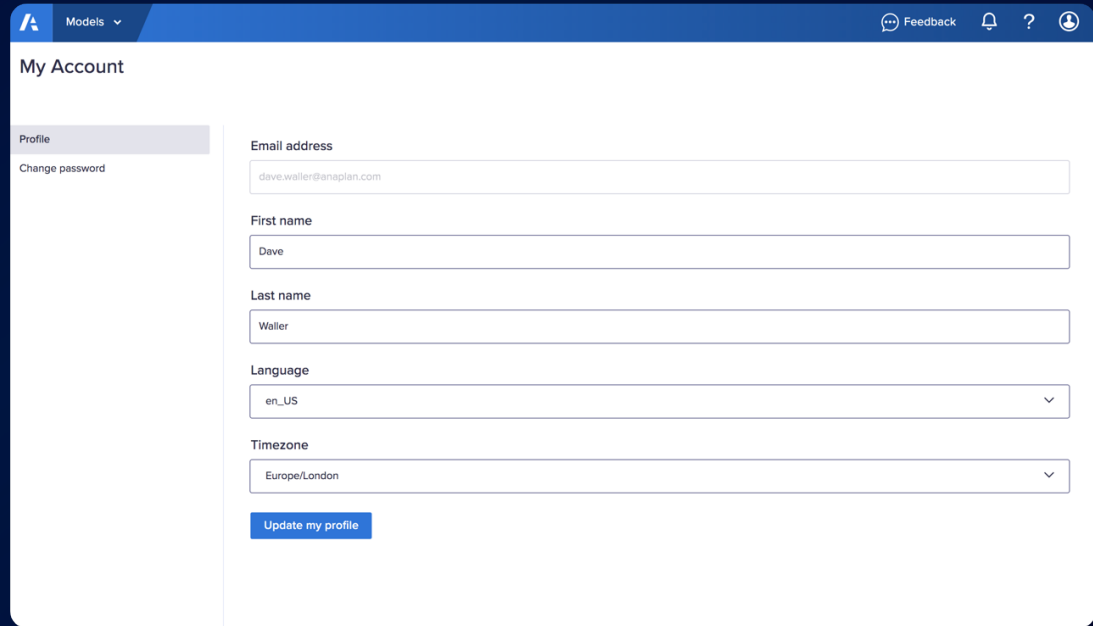
# Seamless: Tenant Switcher



- Users with access to multiple tenants can easily toggle between the tenants by clicking their initials on the top right
- Tenant switcher also controls the apps and pages that users see on Home

# Seamless: “My Accounts” Page

- Access “My Account” from Home
- Edit your name, email, password and locale settings
- Same permission controls as the existing “My Account” page — i.e. only authorized users can update their settings

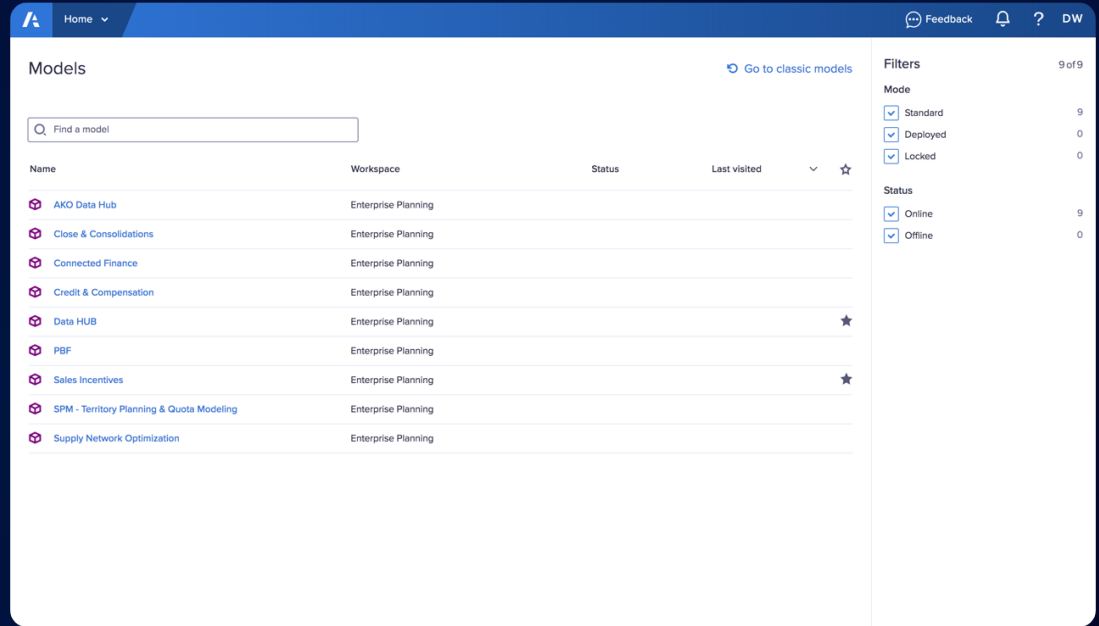


The screenshot shows the 'My Account' page in the Anaplan application. The page has a blue header with the Anaplan logo, a 'Models' dropdown, and navigation icons for Feedback, notifications, help, and user profile. The main content area is titled 'My Account' and features a left sidebar with 'Profile' (selected) and 'Change password'. The main form contains fields for 'Email address' (dave.waller@anaplan.com), 'First name' (Dave), 'Last name' (Waller), 'Language' (en\_US), and 'Timezone' (Europe/London). A blue 'Update my profile' button is at the bottom.



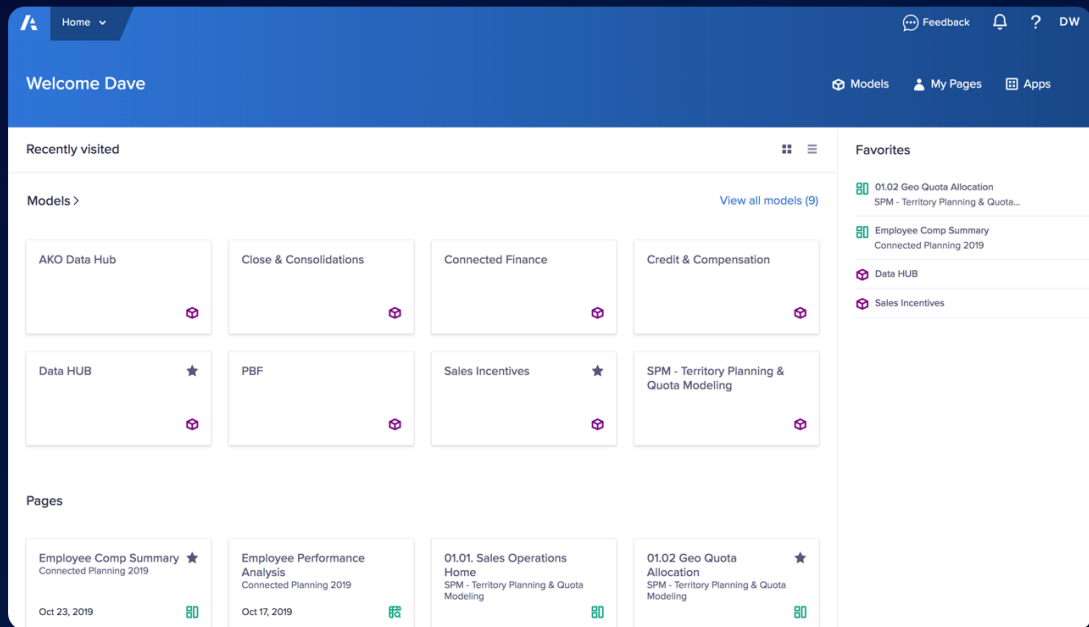
# Seamless: 'All Models' Page

- 'All Models' page provides an option for workspace admins to pick a workspace and manage applicable models
- Clickable column headings to sort the list of models
- 'Model Search Bar' to search and find models quickly
- Filter the models list by status and category



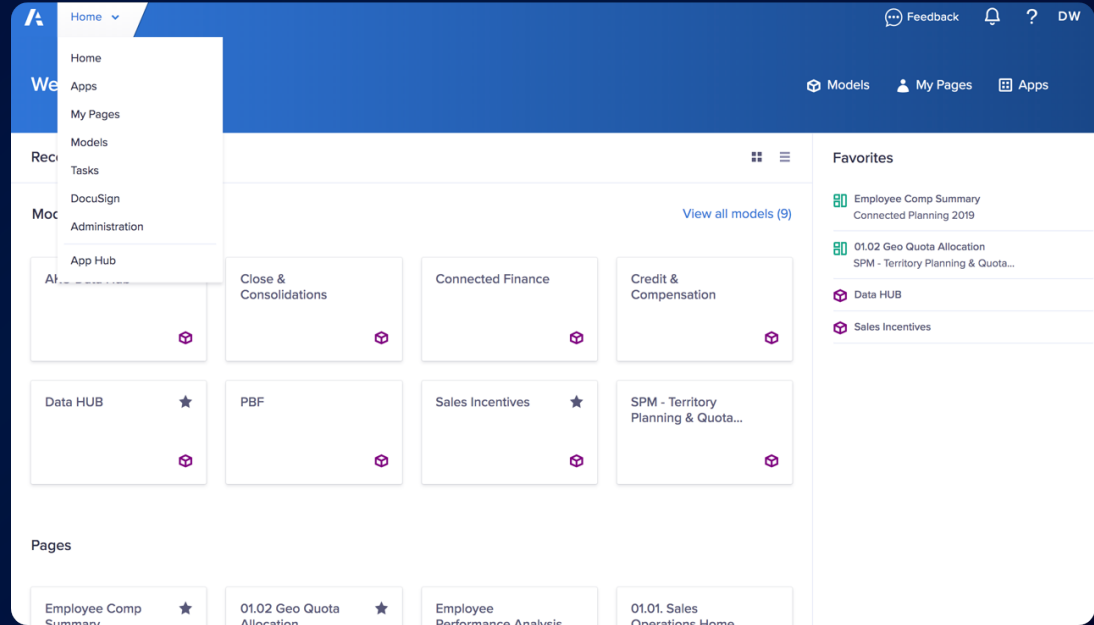
# Anaplan “Home”: Product Video

Quick walkthrough of the new Anaplan “Home” is available [HERE](#).



# Additional Information about Home

- The new Home is built with distributed architecture and leverages the Anaplan New UX technology
- Zero downtime releases – enhancements and fixes are deployed quickly with no downtime
- Certificates have been deprecated at the end of **February 2020** and won't exist in the new Home experience



# Thank you!